



Eduvos
Your Education. Your Future.

*CTA Distance
Self Paced (DSP)
Mode:*
Learner Guide.



What *our students* are saying



“Imagine walking into an exam knowing that you’ve had the time to cover all the material properly and that you feel 100% confident. That’s Self Paced Mode!”

“I love that I have the freedom to extend my studies and take longer if I need without paying any additional fees”



“The lecturers are the best! They’re there to explain everything and help you to succeed”

Table of Contents

WELCOME TO EDUVOS ONLINE	4
WHO ARE MY LECTURERS AND ARE THEY EXPERIENCED IN RUNNING SAICA PROGRAMMES?	5
WHAT IS DISTANCE SELF PACED (DSP) MODE AND WHAT MAKES IT SO SPECIAL?	7
<i>What is the benefit of the DSP mode?</i>	7
<i>So, how does it work?</i>	7
<i>How long can I take to finish the course?</i>	8
<i>What about tests and exams?</i>	8
<i>Can you explain more about the multiple exam opportunities?</i>	8
<i>Bridging window period</i>	9
HOW IS SELF PACED (DSP) DIFFERENT TO OTHER ONLINE PROGRAMMES?	10
HOW IS SELF PACED (DSP) DIFFERENT TO OTHER DISTANCE PROGRAMMES?	10
SINCE THIS IS A DISTANCE PROGRAMME, WILL I NEED TO JOIN AN ADDITIONAL SUPPORT COURSE?	10
WHEN AND WHERE WILL I STUDY?	11
IF THE COURSE IS SELF PACED, WILL I BE ABLE TO CONTACT THE LECTURERS?	11
WHEN CAN I START?	12
HOW LONG WILL IT TAKE ME TO FINISH THE CTA?	12
CAN I STUDY PART TIME?	13
WHAT HAPPENS IF I'M WORKING AND CAN'T STUDY FOR A PERIOD OF TIME?	13
DO YOU OFFER A HALFWORK LOAD OPTION?	13
HOW IS THE CTA PROGRAMME AND COURSE MATERIAL STRUCTURED?	14
<i>Programme Structure:</i>	14
HOW WILL MY ASSESSMENTS WORK?	16
<i>Tests</i>	16
<i>Choosing Exam Dates And On Campus Or Online Venues</i>	16
<i>CTA1 Exam Structure</i>	16
<i>CTA 1 Exam Dates And Venues</i>	17
<i>CTA2 Exam Structure</i>	17

<i>CTA2 Exam Dates And Venues</i>	17
<i>CTA3 Exam Structure</i>	17
<i>CTA3 Exam Dates & Venues</i>	18
<i>SAICA rules</i>	18
IF I DON'T PASS ON MY FIRST ATTEMPT BUT I'M STILL WITHIN THE WINDOW PERIOD CAN I TRY AGAIN?	18
HOW DO I QUALIFY FOR A SUPPLEMENTARY EXAMS?	18
WHAT ARE THE PGDA ENTRANCE REQUIREMENTS?	19
WHAT ARE THE CTA1 ENTRANCE REQUIREMENTS?	19
<i>Exceptional Entry Path</i>	19
WHAT IF MY QUALIFICATION DOESN'T MEET THESE REQUIREMENTS?	19
HOW DO I APPLY?	20
WHY IS THERE AN APPLICATION FEE?	20
WHAT ARE THE COURSE FEES?	21
DO YOU OFFER PAYMENT PLANS?	21
WHO CAN I CONTACT FOR MORE INFORMATION ABOUT THE CTA OR HELP WITH MY APPLICATION?	21
WHAT IS REQUIRED FROM ME?	21
WHAT ARE THE MINIMUM DESKTOP OR LAPTOP SPECIFICATIONS?	22
WHAT TEXTBOOKS DO I NEED TO BUY?	22
HOW DO I GET HELP ONCE I'M ENROLLED ON THE CTA?	22
HOW DO I GET HELP FROM THE LECTURERS WITH AN ACADEMIC QUESTION?	23
<i>Forums and Email</i>	23
<i>Live Study Support Sessions</i>	23
HOW TO I LOGIN AND ACCESS MY COURSE MATERIAL?	23
HOW DO I LOGIN TO ACCESS MY EMAIL AND TEAM'S MESSAGES	24

WELCOME TO Eduvos *Online*

My name is Willie Trytsman, the Eduvos Online General Manager, and I would like to extend a warm welcome to you.

Welcome to the vibrant community of Eduvos, where your journey to success begins. As you embark on this exciting chapter of your life (tertiary studies), I want to share with you some important insights that will not only guide you but also underline our collective experience.

The word Eduvos comes from the concept of your education. Edu = Education, Vos = You. The combination of Edu and Vos talks about taking responsibility for your education and making the best choice for yourself. Your education is your future.

You have chosen to pursue higher education, for personal gain and for the betterment of yourselves, your families, and your communities. At Eduvos, one of our values is to show up with humanness, understanding that education is more than just academics—it's about fostering empathy, compassion, and connection within our community. Every student here is valued, seen, and encouraged to contribute their unique perspective to the brighter future for all.

As you embark on this journey, it's important to remember that balance is key. While it's important to be compassionate and empathetic, it's also important to stay focused on your goals. At Eduvos, we think and act with entrepreneurial spirit, encouraging you to take risks, explore new ideas, and push the boundaries of your comfort zone. Your journey here is not just about acquiring knowledge; it's about developing the skills and mindset you need to excel in an ever-changing world.

Eduvos also values the taking of accountability to learn and grow. Education is a lifelong journey, and we encourage you to approach it with curiosity and a willingness to challenge yourself. Through accountability and continuous learning, we strive to create a culture of excellence where every member of our community feels empowered to reach their full potential.

Finally, we believe in contributing by driving relevance. Your education is not just about you; it's about the positive impact you can have on the world around you. We aspire for all our students and graduates to live and work by these values as they set out into the world. By staying connected to the needs of our communities and fostering relationships built on open innovation and collaboration, we can create a better future for all.

As you navigate your time at Eduvos, remember that you are not alone. You are part of a supportive community of fellow students, faculty, and staff who are here to help you along the way.

Education is a journey, and it's one that you are privileged to embark on. Embrace it with enthusiasm, curiosity, and a sense of purpose.



*Willie
Trytsman*

WHO ARE MY LECTURERS AND ARE THEY EXPERIENCED IN RUNNING SAICA PROGRAMMES?

While the Eduvos CTA is a new programme, we have a dedicated team of full-time lecturers with many years of experience in supporting students on their journey to qualifying as Chartered Accountants. The team has taught on some of the country's top programmes, contributing to some of the highest pass rates in the SAICA board exams.



Riaan Berger – Head of School

Riaan originally studied psychology before returning to the University of Cape Town to complete a conversion course and the Postgraduate Diploma in Accounting, requalifying as a CA(SA). After working as a portfolio manager for several years, Riaan moved into academia as the subject head for Management Accounting and Finance at CA Connect / Milpark, before joining Eduvos to establish the Graduate School of Accounting. He continues to blend his dual background in psychology and accounting to understand how students learn most effectively and is passionate about supporting them on their path to becoming Chartered Accountants.



Jackie Arendse – Taxation

Jackie has over 25 years of experience as one of South Africa's leading academics in Taxation. She was the Group Financial Accountant for a top-20 listed company before transitioning into academia, where she served as head of the accounting departments at both WITS and Rhodes Universities. Jackie is the managing author of the seminal textbook *Silke on Tax Administration* and regularly presents tax update seminars for CAs and industry professionals. She has many years of experience working with SAICA in setting and marking the Board Exams. Jackie is a qualified Chartered Accountant (SA) and holds a PhD in Accounting, a Master's degree in Taxation, a Higher Diploma in Tax Law, and a Bachelor of Accounting.



Anri Smit – Financial Reporting

Anri has many years of experience as a teacher and academic, helping hundreds of students achieve their dreams of qualifying as Chartered Accountants. She was a senior lecturer in Financial Reporting at the University of Pretoria and ran a private consultancy as one of South Africa's leading independent IFRS technical experts, working with SAICA, universities, and private companies. Anri is also a contributing author to a leading textbook in Financial Reporting. She has extensive experience in setting, umpiring, and marking the SAICA Board Exams. Anri holds a Master's degree in Financial Reporting and a SAICA-accredited BCom and BCom Honours in Accounting, and is a qualified CA(SA).



Joline Sturdy – Financial Reporting

Joline works alongside Anri in supporting students with Financial Reporting. She has over 19 years of lecturing experience as the IFRS course leader at UNISA and as a guest lecturer at the University of Pretoria. She is a co-author of Introduction to IFRS and Descriptive Accounting, and has extensive experience in moderating, setting, and marking CTA and SAICA Board exams. Joline is frequently called upon to develop exams for other universities. She also brings a wealth of industry experience, having previously served as a financial manager for a JSE-listed company and a junior exploration company listed on the ASX. Joline is a CA(SA) and holds an MCom in Accounting, as well as a SAICA-accredited BCom and BCom Honours in Accounting.



Jolandi Volschenk – Auditing, Governance and Ethics

Jolandi has many years of experience supporting students in Auditing at both undergraduate and postgraduate levels. She was previously the subject chair of Auditing at North-West University's Vaal campus, and more recently served as the head examiner and marker for Auditing at Milpark Business School. In addition to being a Chartered Accountant, Jolandi is a Registered Auditor (RA) and is the founder of a small accounting and auditing firm she has run for 17 years. She brings valuable real-world audit experience into her teaching. Jolandi is also a contributing author to a popular textbook of auditing questions and holds a SAICA-accredited BCom and BCom Honours in Accounting.



Stéfani Coetzee – Management Accounting and Financial Management

Stéfani has more than 20 years of experience in teaching, mentoring, and supporting students on their journey to qualifying as CA(SA)s. She has lectured at both the University of Pretoria and North-West University. Stéfani is committed to accounting education and regularly assists SAICA with the review, marking, and umpiring of ITC exams. She is a Chartered Accountant (SA), an Associate Chartered Management Accountant (CIMA), and holds a Master's degree in Management Accountancy, along with a SAICA-accredited BCom Honours in Accounting.

WHAT IS DISTANCE SELF PACED (DSP) MODE AND WHAT MAKES IT SO SPECIAL?

This is an exciting mode of learning offered exclusively by Eduvos – and it's the only SAICA-endorsed Self Paced programme in the country!

The DSP mode was created specifically for CTA students. While there are other online and distance programmes offering flexible study options, no other programme comes close to the level of flexibility offered by the Eduvos DSP model.



“Imagine walking into an exam knowing that you’ve had the time to cover all the material properly and that you feel 100% confident. That’s Self Paced Mode!”

What is the benefit of the DSP mode?

With DSP mode:

- There’s **no fixed programme length**.
- You study at your **own pace** and take as long as you need to fully master the concepts.
- You’re free to **repeat material as many times as needed**.
- You only write tests or exams **when you feel 100% confident and ready to pass**.

So, how does it work?

- With DSP mode, you can start your studies at **any time** during the year and work through the course material and tests at a pace that suits you – taking as long as you need to complete the content.
- All course materials, including pre-recorded lecture videos, learning questions, readings, **and tests**, are uploaded and available to you **on demand, online, 365 days a year**.
- You’ll follow a **structured learning journey**, working step-by-step through each video, example, reading, or learning question – one activity at a time.
- While the journey is structured in terms of the order of topics, there is no fixed weekly timetable or lecture schedule. We’ll guide you on **what** to study and **how** to study – but **when** you study is entirely up to you!
- You can take as long as you need to master the material and when you’re 100% confident and ready, you can book to take the final exam.

How long can I take to finish the course?

We understand that every student is different, and that everyone needs a different amount of time to master the competencies required of a CA(SA). That's why the course is designed to give you the as much time as you uniquely need:

- The **bridging programme** can be completed in as little as 6 months – or take up to 18 months if you need more time.
- The **PGDA** offers the flexibility to finish in as little as 12 months but can be extended up to 36 months depending on your pace and availability.

You don't sign up for a fixed programme length. Just start when you're ready, work through the material at your own pace, and write the final exam when you're done. It doesn't matter how long it takes, as long as you finish within the maximum period.



“I love that I have the freedom to extend my studies and take longer if I need without paying any additional fees”

What about tests and exams?

- **Tests** are written 100% online and can be taken whenever you're ready – **at any time, on any day, 365 days of the year.**
- Once you've completed all coursework and tests, and you feel confident and ready, simply book one of the available final exam opportunities and write the **final exam.**
- There are three final exam opportunities per year for the **bridging programme**, and two for the **PGDA.**
- You can choose whichever exam date suits you best. You're also free to change to an earlier or later opportunity depending on your progress in the course.

(More details about exam structure and dates can be found in the [Exams](#) section of this guide).

Can you explain more about the multiple exam opportunities?

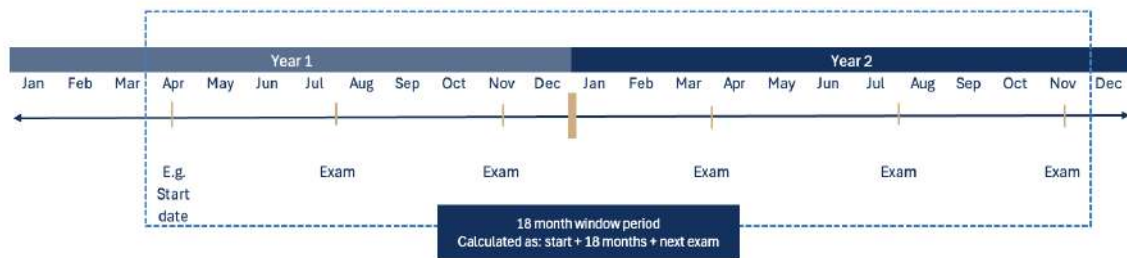
You may write at any one of the available exam opportunities **within your window period.** Your window period and final eligible exam date are calculated as follows:

- **Bridging programme** window period = Your enrolment date + 18 months + the next available exam after this date.

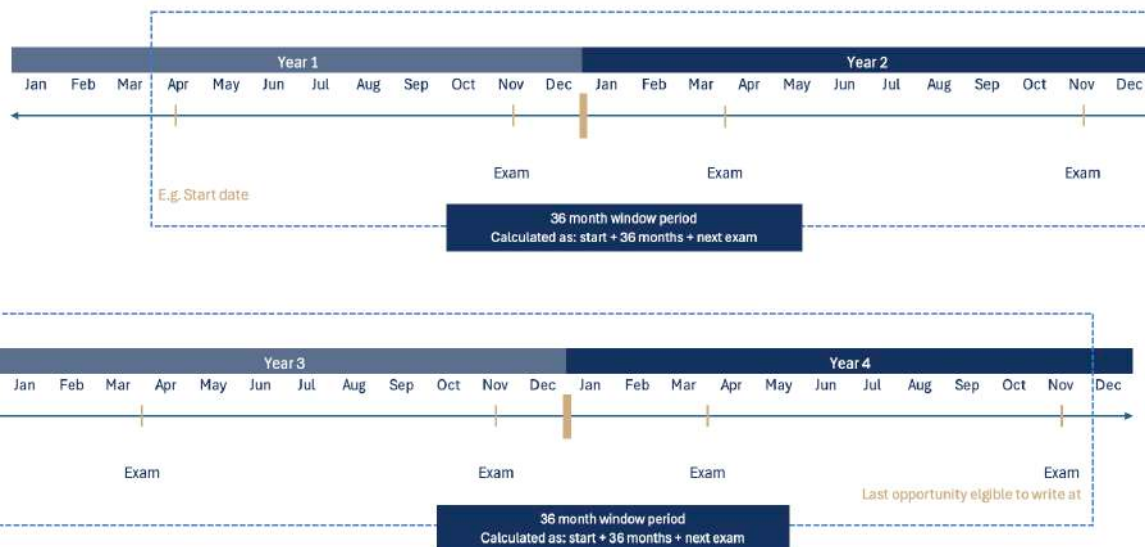
- **PGDA window period** = Your enrolment date + 36 months + the next available exam after this date.

The diagram below shows how this works. In this example, you would be eligible to write at any of the exam opportunities shown within the dotted window period:

Bridging window period



PGDA Window period



If you don't feel ready to write, you can revisit any part of the course material as many times as needed. You'll continue to receive support from lecturers throughout. There are no additional fees for extending or changing your exam date – as long as you're within your window period.

HOW IS SELF PACED (DSP) DIFFERENT TO OTHER ONLINE PROGRAMMES?

In both cases all studying takes place **100% online**. **Self Paced** is a form of distance study in which all learning materials are pre-recorded and available on demand via myLMS.

In contrast, **Online Mode** involves **live lectures** delivered via Microsoft Teams according to a **fixed lecture timetable**.

In DSP mode:

- There are **no live classes** and all lecture materials are pre-recorded and available **on demand**, at any time, on any day that suits you.
- Students do not receive a “class schedule” or “study timetable” but rather each student progresses at their **own unique pace**, working through the material when it suits them.

While the materials are hosted online in DSP mode, the **Self Paced format is far more flexible than any other online programme**.

HOW IS SELF PACED (DSP) DIFFERENT TO OTHER DISTANCE PROGRAMMES?

The **Self Paced Mode** allows you to start your studies **on any day of the year**, with the freedom to progress entirely at your own speed.

Unlike traditional distance learning, there are **no fixed weekly study schedules** – so students may be working on different topics at different times.

Every concept is carefully taught through high-quality, **pre-recorded lecture videos** delivered by our expert team of academic Chartered Accountants. These are not just recordings of past lectures – they are **purpose-built videos** designed specifically for Self Paced learning, ensuring structured guidance through the SAICA syllabus.

Also, unlike more “old-fashioned” distance or correspondence courses, you won’t receive printed handbooks – **everything is provided online and is available on demand**, in one convenient place.

Self Paced mode is far more flexible than any other distance programme.

SINCE THIS IS A DISTANCE PROGRAMME, WILL I NEED TO JOIN AN ADDITIONAL SUPPORT COURSE?

Absolutely not! While you will need to purchase the prescribed textbooks, we provide a **comprehensive learning experience** that covers every aspect of the SAICA CA(SA) syllabus.

You’ll also be **fully supported** by our dedicated team of lecturers who are here to assist you every step of the way. Our learning materials include:

- Specially created pre-recorded lecture videos on every topic
- Detailed lecture notes
- Past exam papers
- Hundreds of learning questions
- Step-by-step tutorial videos for each topic

WHEN AND WHERE WILL I STUDY?

All studying takes place **100% online** via our learning platform, **myLMS**. You can study **any time, on any day** that suits your schedule. There is **no need to attend a physical campus** – although if you prefer, you may choose to write your final exams on campus instead of online. (Please note: all tests are written online from home.)

Eduvos has **12 campuses across the country**, and you're welcome to visit your nearest campus to access the library, find a quiet place to study, or meet up with other students to form a study group. But please note that no classes take place on campus.

IF THE COURSE IS SELF PACED, WILL I BE ABLE TO CONTACT THE LECTURERS?


Yes – absolutely!

Even though the programme is Self Paced, it is **not a correspondence course**. You are fully supported throughout your academic journey, and our lecturers are here to help.

You can:

- Contact lecturers via the **online forums**
- Join the **daily live study support sessions** offered by all lecturers (**daytime** and **evening** sessions are available)
- Access in-house executive life coaching with our dedicated CA Journey Coach

*To learn more about your lecturers, visit the "**Meet Your Dedicated Team of Lecturers**" section.*



**“The lecturers are the best!
They’re there to explain
everything and help you to
succeed”**

WHEN CAN I START?

The Self Paced mode offers **official new intakes every 3 weeks from January to September**.

However, because the programme is **Self Paced**, you can actually begin studying on **any day of the year** as soon as your **first instalment is paid**.

There are **no official intakes between October and December**, but students who apply during this period will be **pre-enrolled for the next January intake**. If you'd like to get a head start, you'll be given **immediate access to the materials** so you can begin studying before your formal start date and get a head start. Starting early can give you more time to spread out your study load or even finish ahead of schedule.

HOW LONG WILL IT TAKE ME TO FINISH THE CTA?

As this is a Self Paced course, the duration varies from student to student, depending on your unique needs. There is **no fixed programme length**. How long it takes will depend on how much time you're able to commit to studying each week, and how quickly you work through the material.

The table below provides a **rough guide** to how long the course may take, depending on your weekly study time. Every student is different – some may need more time to master the concepts, while others may need less. Please note that **putting in a certain number of hours does not guarantee completion**.

Think of DSP mode as being like a book: You can start reading at any time, read on any day you choose, for as many hours as suits you, and at a speed that suits you. **How long it takes to finish depends entirely on you.**

How much time can you commit to studying each week?	Time track	Study / lecture topics completed each week	Average time to complete the bridging programme	Average time to complete the PGDA
40 – 50 hours	Full time	4 – 5	6 months	12 months
20 – 25 hours	Part time	2 – 3	12 month	24 months
15 – 20 hours	Extended time	1 – 2	18 months	36 months

CAN I STUDY PART TIME?

Yes, you can! It's important to understand that while we offer both **full-time and part-time payment plans**, there is **no full time or part time academic plan** – all students are enrolled in the **same Self Paced programme**.

- Full-time students typically commit more hours per week and finish sooner.
- Part-time students commit fewer hours each week and complete the programme over a longer period.
 - You can refer to the table above to get a better idea of how this works.

We don't force you into a full-time, part-time, or extended-time track. You're free to adjust the number of hours you study each week – **no need to inform us or change your programme registration**.

WHAT HAPPENS IF I'M WORKING AND CAN'T STUDY FOR A PERIOD OF TIME?

Nothing at all. Since the programme is entirely Self Paced, you can take a break **without falling behind**. Simply restart your studies when you're ready – you won't have missed any lectures or test deadlines, and there's no need to notify us. If you still plan to finish in the original time frame, you may need to increase your weekly study time. Alternatively, you can just shift your end date – as long as you finish **within your exam window period**, you're free to progress at your own pace.

DO YOU OFFER A HALFWORK LOAD OPTION?

A "half workload" model refers to taking two of the four modules in the first year, and the other two in the second. While this may sound like a good option, it has significant downsides:

- You must still pass **all four modules together** at the end of the second year – even if you've already passed the first two.
- Many students forget what they've learned in the first year by the time they rewrite the exam, and end up failing modules they had previously passed.
- The second year ends up being harder, not easier, as you are revising old content **and** learning new content at the same time.

For this reason, **we do not offer a half workload model**. Instead, our part-time Self Paced pathway allows you to:

- Study all four modules simultaneously
- Cover **fewer study topics each week**
- Spread the course over a longer time period

This means your knowledge stays **fresh and up to date**, leading to **better retention and better pass rates**.

HOW IS THE CTA PROGRAMME AND COURSE MATERIAL STRUCTURED?

It's important to note that the DSP mode does **not** follow the traditional block or semester system you may be familiar with from undergraduate studies.

The CTA programme is structured into **three levels**, referred to as **CTA1**, **CTA2**, and **CTA3**.

Each level can be completed **flexibly**, typically within **6 to 18 months**, depending on your pace.

Programme Structure:

- **CTA1** is a conversion or **bridging programme**, designed for students who have completed a SAICA AGA(SA) degree or a non-SAICA endorsed bachelor's degree.
- **CTA2** and **CTA3** are our names for the **first and second semesters of the Postgraduate Diploma in Accounting (PGDA)**.

Students who have already completed a SAICA CA(SA) endorsed bachelor's degree can **skip CTA1** and proceed directly to CTA2.

CTA LEVEL	PART	FINANCIAL REPORTING	TAXATION	AUDITING	MANAGEMENT ACCOUNTING & FINANCE
BRIDGING "CTA1"	PART 1	COURSEWORK (5 UNITS OF 4 STUDY TOPICS = 20 STUDY TOPICS COMPLETED OVER 4 - 28 WEEKS)			
		FR TEST 1	TAX TEST 1	AUD TEST 1	MAF TEST 1
	PART 2	COURSEWORK			
		FR TEST 2	TAX TEST 2	AUD TEST 2	MAF TEST 2
	PART 3	COURSEWORK			
		FR TEST 3	TAX TEST 3	AUD TEST 3	MAF TEST 3
	STUDY	3 - 12 WEEKS			
	EXAMS	FR EXAM	TAX EXAM	AUD EXAM	MAF EXAM

CTA LEVEL	PART	FINANCIAL REPORTING	TAXATION	AUDITING	MANAGEMENT ACCOUNTING & FINANCE
PGDA Semester 1 "CTA2"	PART 1	COURSEWORK (6 UNITS OF 4 STUDY TOPICS = 24 STUDY TOPICS COMPLETED OVER 4 - 28 WEEKS)			
		FR TEST 1	TAX TEST 1	AUD TEST 1	MAF TEST 1
	PART 2	COURSEWORK			
		FR TEST 2	TAX TEST 2	AUD TEST 2	MAF TEST 2
	PART 3	COURSEWORK			
		FR TEST 3	TAX TEST 3	AUD TEST 3	MAF TEST 3
	STUDY	3 - 12 WEEKS			
	EXAMS	MOCK EXAM: INTEGRATED IAC STYLE EXAM. 3 DAYS X 120 MARK PAPER PER DAY			

CTA LEVEL	PART	FINANCIAL REPORTING	TAXATION	AUDITING	MANAGEMENT ACCOUNTING & FINANCE
PGDA Semester 2 "CTA3"	PART 1	COURSEWORK (6 UNITS OF 4 STUDY TOPICS = 24 STUDY TOPICS COMPLETED OVER 4 - 28 WEEKS)			
		FR TEST 1	TAX TEST 1	AUD TEST 1	MAF TEST 1
	PART 2	COURSEWORK			
		FR TEST 2	TAX TEST 2	AUD TEST 2	MAF TEST 2
	PART 3	COURSEWORK			
		FR TEST 3	TAX TEST 3	AUD TEST 3	MAF TEST 3
	STUDY	3 - 12 WEEKS			
	WEEK 1	FR EXAM	TAX EXAM	AUD EXAM	MAF EXAM
	WEEK 2	INTEGRATED IAC STYLE EXAM. 3 DAYS X 120 MARK PAPER PER DAY			

HOW WILL MY ASSESSMENTS WORK?

Tests

For CTA1, CTA2, and CTA3, **each Part ends with a test in each of the four modules**, typically worth around **40 marks**. These tests always take the form of case study questions.

- Tests are completed **online at home**.
- You can write them on **at any time on any day, 365 days of the year** that is convenient for you.

Choosing Exam Dates And On Campus Or Online Venues

For CTA1, CTA2, and CTA3, you **do not choose an exam date at the start of the course**.

- Once you have completed all coursework and written Test 3, you will receive access to a booking form.
- You can then choose:
 - Your exam date
 - Whether to write online or on campus

CTA1 Exam Structure

- One **80-mark exam per module**, in the form of a case study requiring both discussion and calculation. There are no multiple-choice or short-answer questions
- The exam counts for **100% of your final mark**.
- Exams are written over **two consecutive days** in both morning and afternoon sessions:

Day	Time	Module
Monday AM	09:00 – 12:00	Management Accounting & Financial Management
Monday PM	14:00 – 17:00	Auditing, Governance & Ethics
Tuesday AM	09:00 – 12:00	Financial Reporting
Tuesday PM	14:00 – 17:00	Taxation

CTA1 Exam Dates And Venues

Final exam sessions are available **three times per year**:

- Late March or early April
- Late July or early August
- November

You may choose to write your exam **online or on campus** (see the note above on how to select your venue).

CTA2 Exam Structure

- The CTA2 exam can be thought of as similar to a mid-year PGDA exam.
- It does **not count towards your final mark**, but is a mock paper to familiarise you with the **SAICA board exam format**.
- The exam mirrors the first SAICA board exam (Initial Assessment of Competence - IAC) and consists of **3 integrated case study papers**, each worth 120 marks, written over 3 consecutive days.

Day	Time	Paper
Day 1	09:00 – 13:00	Integrated Paper 1
Day 2	09:00 – 13:00	Integrated Paper 2
Day 3	09:00 – 13:00	Integrated Paper 3

CTA2 Exam Dates And Venues

- The CTA2 exam is **written online only**.
- It can be written on **any day of the year 365 days of the year** – whenever you are ready.

CTA3 Exam Structure

- This is the **final PGDA exam**.
- The exam counts for **100% of your PGDA mark**.
- It is written in two parts over two weeks.

Week 1:

- Follows the CTA1 format with an **80-100 mark** case for each module.
- Exams are written over **two days**, with morning and afternoon sessions (*see CTA1 example schedule above*)

Week 2:

- Mirror the CTA2 and SAICA board exam (IAC) format
- Consists of **3 integrated exam papers of 120 marks each**, written on three consecutive days (*see example CTA2 schedule above*)

CTA3 Exam Dates & Venues

There are **two final writing opportunities per year**, timed to align with the SAICA board exam dates:

- **November sitting:** write the SAICA IAC in January the following year
- **Late March or early April sitting:** write the SAICA IAC in June of the same year

As with other assessments, you may choose to write **online or on campus**.

SAICA rules

All exams are conducted under conditions that **mirror the SAICA board exams**. We follow all **SAICA exam regulations** to prepare you for the real board assessment environment.

IF I DON'T PASS ON MY FIRST ATTEMPT BUT I'M STILL WITHIN THE WINDOW PERIOD CAN I TRY AGAIN?

Yes you can write at the next opportunity! The second opportunity **can still be taken even outside** of your window period. You just need to ensure that you meet the conditions and minimum mark required to qualify for a second attempt – see details below.

HOW DO I QUALIFY FOR A SUPPLEMENTARY EXAMS?

We prefer the term “**second opportunity**” to “supplementary exam”.

After every exam the lecturers review the level of difficulty and will set a second opportunity **threshold mark**. If you don't pass on your first attempt but your marks are above the threshold you will be eligible to write again at the **next exam session**.

- This gives you several months to prepare properly for a successful attempt.
- There is a nominal fee charged to cover the administration of enrolling you into the next opportunity and to cover the cost of marking of the second exam, but there are **no additional tuition fees** charged.
- You will continue to have full access to all course materials and support from the lecturers while preparing.
- The second opportunity **can still be taken even outside** of your window period.

WHAT ARE THE PGDA ENTRANCE REQUIREMENTS?

To be admitted to the **Postgraduate Diploma in Accounting (PGDA)**, you must hold one of the following:

- A SAICA CA(SA)-endorsed bachelor's degree (or equivalent), or
- A SAICA CA(SA)-endorsed bridging qualification, or
- A SAICA-recognised **postgraduate bridging programme**, such as:
 - The Eduvos CTAI; Milpark, IAS, or UJ BCTA

WHAT ARE THE CTAI ENTRANCE REQUIREMENTS?

To be admitted to the **CTAI Bridging Programme**, you must hold either:

- A SAICA AGA(SA)-endorsed bachelor's degree (or equivalent), or
- A **non-SAICA-endorsed degree** that includes the following modules:
 - Financial Accounting 1, 2, and 3
 - Exposure to Management Accounting or Cost Accounting at second-year level or higher
 - Financial Management at third-year level or higher
 - (Note: Management Accounting is often taught as part of a Financial Management module)
 - Auditing 2 and 3
 - Taxation 2 and 3
 - Governance, Strategy, and Risk at third-year level

Exceptional Entry Path

In some cases the requirements for Auditing, Taxation, and Governance may be **partially waived** based on the student's prior academic background and experience. In these cases, students need only have completed:

- Auditing 2 or
- Taxation 2

WHAT IF MY QUALIFICATION DOESN'T MEET THESE REQUIREMENTS?

If you do **not yet meet the requirements for CTA2**, you may be offered a place on the CTAI Bridging Programme.

If your bachelor's degree does **not meet the CTAI entry criteria**, you may be required to:

- Enrol for **selected undergraduate modules for non-degree purposes**, or
- Register for the **BCom in Accounting at Eduvos** and apply for **credit recognition** for previously completed modules

The **minimum entry requirement** for the CTAI Bridging Programme is an NQF Level 7 qualification (Bachelor's Degree or Advanced Diploma). Therefore students with a **National Diploma** must enrol in the BCom in Accounting and may also apply for module credits.

HOW DO I APPLY?

To apply, please visit the Graduate School of Accounting webpage:
www.eduvos.com/schools/graduate-school-of-accounting/.

The application process involves **two simple steps**:

Step 1: Complete the Preliminary Acceptance Form

This form takes just 2 minutes to complete and will provide you with a preliminary offer of acceptance if you meet the entry requirements.

Step 2: Submit Your Formal Enrolment Application

Once you have received your preliminary acceptance in Step 1, you can proceed to complete the formal enrolment application at:

www.eduvos.com/apply-now/

When enrolling you will need to:

- Upload your preliminary acceptance letter
- Upload your latest tertiary transcripts
- Upload a copy of your ID
- Pay the R300 application fee (the fee confirms your place on the programme subject to final approval of your transcripts)

WHY IS THERE AN APPLICATION FEE?

There is **no fee** for completing the preliminary offer of acceptance form – we strongly recommend completing this first to confirm that you meet the entry criteria.

Once you proceed to the **formal application**, the R300 fee **guarantees** your place on the programme provided the information in the enrolment application matches the preliminary information you shared.

Please note: Your application **will not be processed** until the application fee has been paid, and you will not receive any communication from Eduvos. Even if you have received a preliminary offer of acceptance, your place is not guaranteed until the fee is paid and your documents are submitted.

WHAT ARE THE COURSE FEES?

You can download the most recent fee schedule from the Eduvos website:
www.eduvos.com/fees/

DO YOU OFFER PAYMENT PLANS?

Yes, we do!

Students can choose between:

- Full **upfront** payment
- **Monthly** payment (full-time payment plan)
- **Extended** monthly payments (part-time payment plan)

For full details and to download the payment plans, visit:
www.eduvos.com/fees/

WHO CAN I CONTACT FOR MORE INFORMATION ABOUT THE CTA OR HELP WITH MY APPLICATION?

Every student is assigned a **dedicated Higher Education Consultant (HEC)** who can:

- Answer any questions you may have
- Advise you on the most suitable study path
- Assist you throughout the application process

You're welcome to reach out to any of the following consultants:

- Marguerite Hattingh – Marguerite.Hattingh@eduvos.com
- Jonathan Buck – Jonathan.Buck@eduvos.com
- Lerato Khumalo – Lerato.Khumalo@eduvos.com
- Naeema Oliver – Naeema.Oliver@eduvos.com

WHAT IS REQUIRED FROM ME?

To successfully participate in the programme, you will need the following:

- A stable internet connection (10Mb line or faster)
- Your own laptop or desktop computer
- A desktop printer (optional – useful if you prefer to print your exams)
- Purchase of prescribed textbooks (see below)
- A minimum of 15–20 hours per week study time
- Daily access to the myLMS online learning platform
- A working webcam and microphone

WHAT ARE THE MINIMUM DESKTOP OR LAPTOP SPECIFICATIONS?

To ensure smooth access to the online platform and learning materials, your device should meet the following minimum specifications:

- **Processor:** Intel Core i5 (8th Gen or higher) / AMD Ryzen 5 (3rd Gen or higher)
- **RAM:** 8GB
- **Storage:** 256GB SATA SSD
- **Operating System:** Windows 10 (recommended)

WHAT TEXTBOOKS DO I NEED TO BUY?

There are a number of **prescribed textbooks** that are essential for the CTA programme.

You can find the most up-to-date list here:

www.eduvos.com/admissions/Textbooks_List/

As part of the **introductory video series**, your lecturers will explain:

- Which **specific editions** are required
- Where it may be acceptable to use **older or second-hand copies**

Please note: All prescribed textbooks are compulsory and form part of the formal curriculum. They **are** not merely recommendations.

HOW DO I GET HELP ONCE I'M ENROLLED ON THE CTA?

Once enrolled, your Higher Education Consultant will introduce you to the full **support team**.

Your primary contact will be your:

STUDENT AFFAIRS ADVISOR

NKANYISO SHANGE

Nkanyiso.Shange@eduvos.com

Nkanyiso is here to support your academic journey, guide you through any challenges, and help you stay on track.

TECH SUPPORT

Stephan Venter

Stephan.Venter@eduvos.com

HEAD: GRADUATE SCHOOL OF ACCOUNTING

Riaan Berger

Riaan.Berger@eduvos.com

GENERAL MANAGER – ONLINE CAMPUS

Willie Trytsman

Willie.Trytsman@eduvos.com

ACADEMIC ADMINISTRATION MANAGER

Joslyn Smith

Joslyn.Smith@eduvos.com

WELLNESS

Savannah Naick
Savannah.Naick@eduvos.com

Babalo Lutholi
Babalo.Lutholi@eduvos.com

HOW DO I GET HELP FROM THE LECTURERS WITH AN ACADEMIC QUESTION?

Forums and Email

Your first port of call for academic queries should be:

- The **lecturer's forums** on myLMS (for public academic questions)
- **Email** (for private questions)

We follow a **strict academic support policy** to ensure prompt responses and all academic queries will be responded to by the **close of the next business day**.

Live Study Support Sessions

You can also join live study support sessions, hosted online via Microsoft Teams, to receive help directly from your lecturers.

- There is a study support session most days of the week (daytime and/or evening sessions are available)
- Sessions must be booked at least 24 hours in advance
- Book via the Student Support tab on myLMS

HOW TO I LOGIN AND ACCESS MY COURSE MATERIAL?

All course materials are available on **myLMS**, our online learning platform.

Please note: Due to the nature of the CTA programme, the material is best accessed from a **desktop or laptop, not a mobile phone**.

MyLMS

Site: <https://mylms.vossie.net>

Click: **Office.com login**

Username: yourstudentnumber@vossie.net

Password: P@ssword or P@sswOrd

Once logged in:

1. Click on "My Course" at the top of the screen
2. Select the appropriate module:
 - CTA 1 – Part 1 or
 - CTA 2 – Part 1

HOW DO I LOGIN TO ACCESS MY EMAIL AND TEAM'S MESSAGES

Office.com logins

Site: www.office.com

Username: yourstudentnumber@vossie.net

Password: P@ssword or P@sswOrd (default password)

You can install the **Outlook (email)** and **Microsoft Teams** apps on your phone to ensure that you always stay up to date with course announcements.

These are available **free of charge** from the **iOS** App Store and **Google Play** Store.



Discover your future.

eduvos.com