



**Eduvos**  
Your Education. Your Future.

ONLINE CERTIFICATE:

# Advanced Project Management Programme.

---

Prospectus

# Prospectus Outline.

---

## 01 Living your best life

- > Always start with “why”
  - > Summary of what you can do afterwards
- 

## 02 What you will learn and how to apply it practically

- > Programme overview
  - > Programme breakdown
  - > Programme duration
  - > Programme start date
  - > Entry requirements
  - > The cost of your investment
  - > Recognition of Prior Learning (RPL)
  - > Where this programme can take you
- 

## 03 Your online learning experience

- > Lecturers with industry experience
  - > Study guides and textbooks
  - > Assessments
  - > Online support
- 

## 04 Take the next step

- > Process overview
- > Contact us

# 01

## Living your best life

### Always start with "why".

If you have not done project management before and you need (or want) to develop an advanced understanding in a short space of time, then this is the ideal programme for you. Alternatively, you may have extensive experience in managing projects and you are seeking to codify your skills.

This programme enables you (as a current or future project manager) to work through advanced and comprehensive skills that are required to setup and run a project management function as well as managing projects effectively. The work is practical and can be applied immediately in the working world through the active use of frameworks, theories and tools.

Once you have successfully completed the programme, you should be able to manage projects at a functional and a high level. You should find suitable employment in most industries that employ project managers that include pharmaceutical companies, agriculture, mining, consulting, construction, utilities, government, information technology, legal and financial services companies.

## Prospectus Outline.

### NAVIGATION

#### 01 Living your best life

- < Always start with "why"
- > Summary of what you can do afterwards

#### 02 What you will learn and how to apply it practically

- > Programme overview
- > Programme breakdown
- > Programme duration
- > Programme start date
- > Entry requirements
- > The cost of your investment
- > Recognition of Prior Learning (RPL)
- > Where this programme can take you

#### 03 Your online learning experience

- > Lecturers with industry experience
- > Study guides and textbooks
- > Assessments
- > Online support

#### 04 Take the next step

- > Process overview
- > Contact us

# Summary of what you can do afterwards.

After completing the Advanced Project Management Programme, you will be able to:

## Establish

Establish the project environment.

## Understand project systems

Understand project systems and requirements analysis.

## Manage the plan

Manage development of the plan for the project.

## Manage project progress

Manage project progress.

## Evaluate and improve

Evaluate and improve project performance.

## Manage project phases

Manage major project phases.

## Prospectus Outline.

### NAVIGATION

#### 01 Living your best life

- > Always start with "why"
- < **Summary of what you can do afterwards**

#### 02 What you will learn and how to apply it practically

- > Programme overview
- > Programme breakdown
- > Programme duration
- > Programme start date
- > Entry requirements
- > The cost of your investment
- > Recognition of Prior Learning (RPL)
- > Where this programme can take you

#### 03 Your online learning experience

- > Lecturers with industry experience
- > Study guides and textbooks
- > Assessments
- > Online support

#### 04 Take the next step

- > Process overview
- > Contact us

# 02

## What you will learn and how to apply it practically

### Programme overview.

The Eduvos Advanced Project Management Programme is a comprehensive competency-based practical online curriculum for project managers and project office managers. It makes the theory of project management practical and gives a thorough understanding of the practice and application of the discipline.

The programme aligns with the principles of all major project management methodologies including ICB, Prince 2 and PMI but does not promote a specific methodology and is aimed at the competency base of a project manager.

It provides a framework for a year-long process of developing advanced project management skills that will be with the participant for life. The programme covers the requirements for a project management environment, analyses requirements for project delivery and sets up the systems for delivery, manages the plan for the project and gives practical tools to drive project progress, performance and evaluation. The programme also pays special attention to progressing a project through stages / phases.

Essentially, it gives you the necessary tools to solve daily business problems and enables you to perform as a manager in an organisation that takes business ideas and turns them into profits.

## Prospectus Outline.

### NAVIGATION

#### 01 Living your best life

- › Always start with “why”
- › Summary of what you can do afterwards

#### 02 What you will learn and how to apply it practically

- ◀ **Programme overview**
- › Programme breakdown
- › Programme duration
- › Programme start date
- › Entry requirements
- › The cost of your investment
- › Recognition of Prior Learning (RPL)
- › Where this programme can take you

#### 03 Your online learning experience

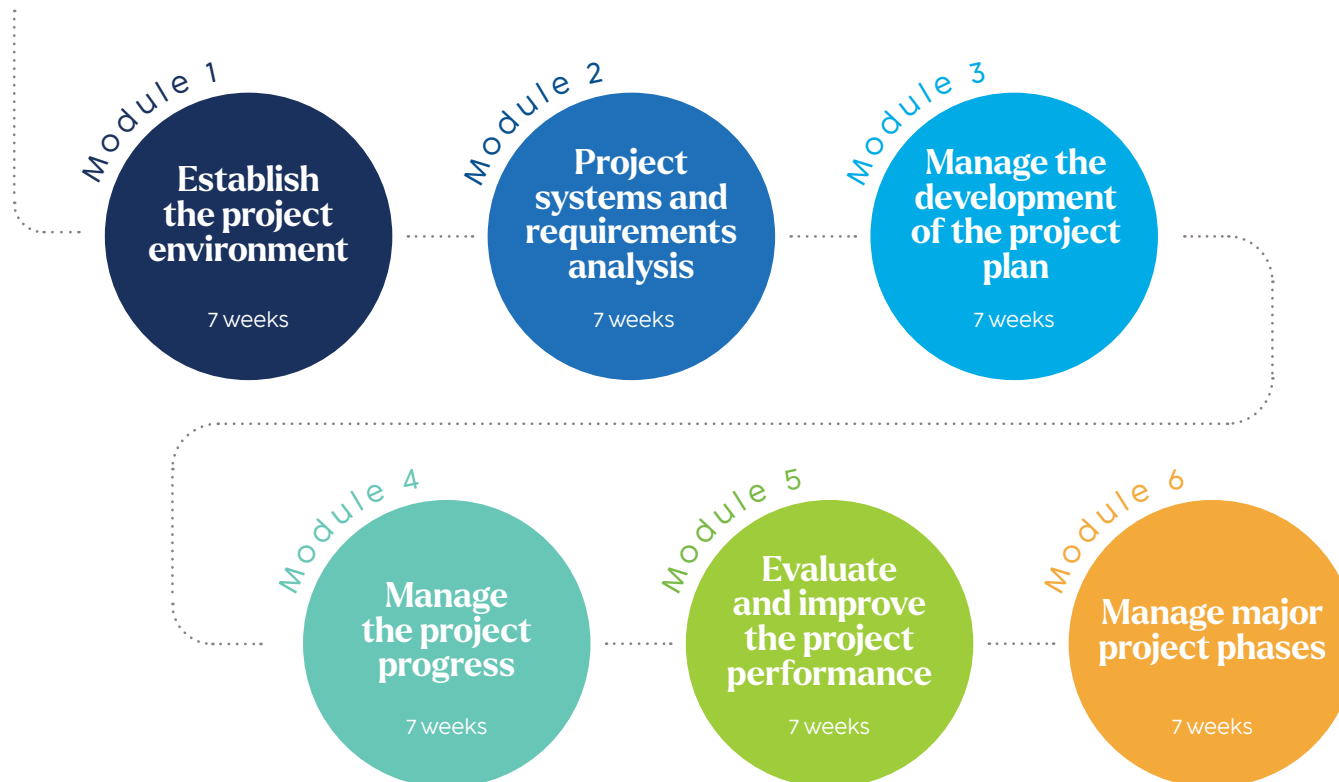
- › Lecturers with industry experience
- › Study guides and textbooks
- › Assessments
- › Online support

#### 04 Take the next step

- › Process overview
- › Contact us

# Advanced Project Management Programme overview.

1 year



## Prospectus Outline. NAVIGATION

### 01 Living your best life

- > Always start with “why”
- > Summary of what you can do afterwards

### 02 What you will learn and how to apply it practically

- < **Programme overview**
- > Programme breakdown
- > Programme duration
- > Programme start date
- > Entry requirements
- > The cost of your investment
- > Recognition of Prior Learning (RPL)
- > Where this programme can take you

### 03 Your online learning experience

- > Lecturers with industry experience
- > Study guides and textbooks
- > Assessments
- > Online support

### 04 Take the next step

- > Process overview
- > Contact us

# Programme breakdown.

There are six modules in this programme that need to be completed online. The below outlines what each of these are, what they are about and, more importantly, what you will be able to do after completing each of them.

## Module 1

### Establish the project environment

#### What it is about

This module gives a sound understanding of what project managers do and how they fit into an organisation. It also scopes how project management can be established in an organisation which does not currently practice project management.

The module on establishing the project environment gives students an in-depth understanding of the role of projects in an organisation, the role of the project manager and the scope of project management generally. The role of project management in different organisations is mapped out and contextualised by the concepts related to programme and portfolio management.

#### What you will be able to do

- Describe the role of projects
- Describe the role of the project manager
- Define programme orientation
- Define portfolio orientation
- Structure a project, programme and portfolio function in a business
- Implement a project, programme and portfolio
- Consider the impact of projects on a permanent organisation
- Understanding the project financial environment
- Understanding health, security, safety and environment

## Prospectus Outline.

### NAVIGATION

#### 01 Living your best life

- Always start with "why"
- Summary of what you can do afterwards

#### 02 What you will learn and how to apply it practically

- Programme overview
- **Programme breakdown**
- Programme duration
- Programme start date
- Entry requirements
- The cost of your investment
- Recognition of Prior Learning (RPL)
- Where this programme can take you

#### 03 Your online learning experience

- Lecturers with industry experience
- Study guides and textbooks
- Assessments
- Online support

#### 04 Take the next step

- Process overview
- Contact us

## Module 2

# Project systems and requirements analysis

### What it is about

A project typically designs and implements a system or complex set of requirements that can be described as a system. The module on project systems and requirements analysis is a mini-course on systems design and business analysis and builds an understanding of how to implement a new system. Special focus is given to the full life cycle view of an implementation to ensure that the project design phase addresses issues of maintenance and ongoing development. This is translated into project requirements, project structures (work and resources) and a clear definition of the roles of people and teams.

### What you will be able to do

- › Ensure that the product of the project is defined
- › Systems analysis
- › Project structures
- › Tolerances and contingencies
- › Manage product life cycle
- › Individual project roles are defined, documented, communicated, assigned, and agreed to

## Prospectus Outline.

### NAVIGATION

#### 01 Living your best life

- › Always start with “why”
- › Summary of what you can do afterwards

#### 02 What you will learn and how to apply it practically

- › Programme overview
- ‹ **Programme breakdown**
- › Programme duration
- › Programme start date
- › Entry requirements
- › The cost of your investment
- › Recognition of Prior Learning (RPL)
- › Where this programme can take you

#### 03 Your online learning experience

- › Lecturers with industry experience
- › Study guides and textbooks
- › Assessments
- › Online support

#### 04 Take the next step

- › Process overview
- › Contact us

## Module 3

# Manage the development of the project plan

### What it is about

A project plan is a major component of the project management process that is often misunderstood and mismanaged. This module creates a practical methodology for considering the most essential elements of project planning for practical project management.

### What you will be able to do

- Ensure that stakeholder interests are identified and addressed
- Be able to define project requirements and objectives
- Define the work of the project
- Develop and integrate project baselines
- Project financial management
- Ensure the plan for the project reflects relevant legal requirements
- Document risks and risk responses for the project
- Ensure that changes to the product of the project are monitored and controlled
- Confirm project success criteria

## Prospectus Outline.

### NAVIGATION

#### 01 Living your best life

- Always start with "why"
- Summary of what you can do afterwards

#### 02 What you will learn and how to apply it practically

- Programme overview
- **Programme breakdown**
- Programme duration
- Programme start date
- Entry requirements
- The cost of your investment
- Recognition of Prior Learning (RPL)
- Where this programme can take you

#### 03 Your online learning experience

- Lecturers with industry experience
- Study guides and textbooks
- Assessments
- Online support

#### 04 Take the next step

- Process overview
- Contact us

## Module 4

# Manage the project progress

### What it is about

The module on managing project progress puts the project plan in motion and focuses on the essential tasks that must be completed by the project manager. The key skills required for stakeholder and resource mobilisation is worked through and the essential components for promoting effective own, individual and team performance is covered. Students spend a lot of time on looking at how to manage stress in the project process.

### What you will be able to do

- Secure acceptance of the product of the project
- Manage stakeholder communications
- Facilitate external stakeholder participation
- Promote effective individual, and team performance
- Dealing with the stress in managing projects
- Personnel management
- Procurement
- Revenue, cost and variance management
- Information and documentation
- Monitor risks to the project
- Reflect on practice

## Prospectus Outline.

### NAVIGATION

#### 01 Living your best life

- Always start with "why"
- Summary of what you can do afterwards

#### 02 What you will learn and how to apply it practically

- Programme overview
- **Programme breakdown**
- Programme duration
- Programme start date
- Entry requirements
- The cost of your investment
- Recognition of Prior Learning (RPL)
- Where this programme can take you

#### 03 Your online learning experience

- Lecturers with industry experience
- Study guides and textbooks
- Assessments
- Online support

#### 04 Take the next step

- Process overview
- Contact us

## Module 5

# Manage the project performance

### What it is about

As the progress of the project is mobilised the effort of the project manager should shift to evaluating and improving project performance. The essential skills of problem-solving and resolution is combined with an understanding of various tools and techniques to support the ongoing delivery and excellence of a project.

### What you will be able to do

- Monitor, evaluate, and control project performance
- Problem-solving
- Problem resolution
- Develop a plan for project evaluation
- Capture and apply learning
- Situational analysis
- Consultation
- Team energy management
- Negotiation
- Reliability
- Values appreciation
- A culture of openness
- Ethics

## Prospectus Outline.

### NAVIGATION

#### 01 Living your best life

- Always start with "why"
- Summary of what you can do afterwards

#### 02 What you will learn and how to apply it practically

- Programme overview
- **Programme breakdown**
- Programme duration
- Programme start date
- Entry requirements
- The cost of your investment
- Recognition of Prior Learning (RPL)
- Where this programme can take you

#### 03 Your online learning experience

- Lecturers with industry experience
- Study guides and textbooks
- Assessments
- Online support

#### 04 Take the next step

- Process overview
- Contact us

## Module 6

# Manage major project phases

### What it is about

Every phase in a project is a mini-project and has its own set of requirements. The module on major project phases speaks to the requirements of each phase and how to manage the transition to stage, phase and stream-based projects. The role of the project manager in each phase is analysed and the tools required to support the phase are also mapped and managed.

### What you will be able to do

- Manage project start-up
- Manage transition between project phases
- Manage project closure

## Prospectus Outline.

### NAVIGATION

#### 01 Living your best life

- Always start with “why”
- Summary of what you can do afterwards

#### 02 What you will learn and how to apply it practically

- Programme overview
- ◀ **Programme breakdown**
- Programme duration
- Programme start date
- Entry requirements
- The cost of your investment
- Recognition of Prior Learning (RPL)
- Where this programme can take you

#### 03 Your online learning experience

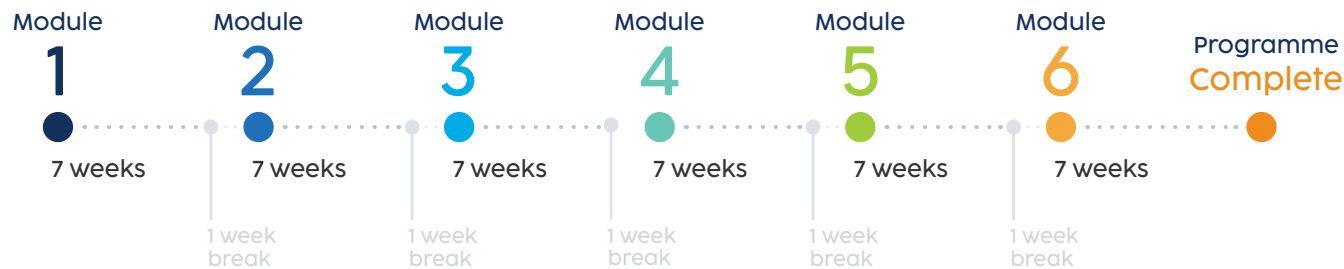
- Lecturers with industry experience
- Study guides and textbooks
- Assessments
- Online support

#### 04 Take the next step

- Process overview
- Contact us

# Programme duration.

Students will generally complete the Advanced Project Management Programme online in approximately one year depending on their intake date, pace and holiday periods.



This programme consists of six modules, taken in succession. Each module runs over a seven week period and involves an online learning component, practical workplace application, various videos, structured learning content and assignments online. The student has access to templates and tools to complete the assessments effectively.

Once you have completed all the tasks, assignments and assessments for the module, the module is then closed off. The student receives feedback on their progress and gets their assessment results (either determined as competent or not yet competent). After each module, there is a one week break before the next module starts.

Modules are recommended to be in order, but not required. As there are six intakes per annum, the student may start a module with a different intake. This also means that you have the opportunity to extend your studies through this innovative multi-intake system and suspend your studies for an intake or two.

A student will be required to re-register for modules that may be complete, should their programme study period exceed four years.

## Prospectus Outline.

### NAVIGATION

#### 01 Living your best life

- > Always start with "why"
- > Summary of what you can do afterwards

#### 02 What you will learn and how to apply it practically

- > Programme overview
- > Programme breakdown
- < **Programme duration**
- > Programme start date
- > Entry requirements
- > The cost of your investment
- > Recognition of Prior Learning (RPL)
- > Where this programme can take you

#### 03 Your online learning experience

- > Lecturers with industry experience
- > Study guides and textbooks
- > Assessments
- > Online support

#### 04 Take the next step

- > Process overview
- > Contact us



# Programme start date.

During 2026 there will be six intakes:

## I N T A K E

- 1 ● 12 Jan – 28 Feb 2026
- 2 ● 9 Mar – 25 Apr 2026
- 3 ● 4 May – 20 Jun 2026
- 4 ● 29 Jun – 15 Aug 2026
- 5 ● 24 Aug – 10 Oct 2026
- 6 ● 19 Oct – 5 Dec 2026

## Prospectus Outline. NAVIGATION

### 01 Living your best life

- > Always start with “why”
- > Summary of what you can do afterwards

### 02 What you will learn and how to apply it practically

- > Programme overview
- > Programme breakdown
- > Programme duration
- < **Programme start date**
- > Entry requirements
- > The cost of your investment
- > Recognition of Prior Learning (RPL)
- > Where this programme can take you

### 03 Your online learning experience

- > Lecturers with industry experience
- > Study guides and textbooks
- > Assessments
- > Online support

### 04 Take the next step

- > Process overview
- > Contact us

# Entry requirements.

Any individual who has a matric certificate or matric equivalent with communication, literacy and mathematics skills at NQF Level 4 can qualify to apply.

As this is an online programme, computer literacy is assumed and you will need an email address, access to a computer and access to stable internet.

## Prospectus Outline. NAVIGATION

### 01 Living your best life

- > Always start with “why”
- > Summary of what you can do afterwards

### 02 What you will learn and how to apply it practically

- > Programme overview
- > Programme breakdown
- > Programme duration
- > Programme start date
- < **Entry requirements**
- > The cost of your investment
- > Recognition of Prior Learning (RPL)
- > Where this programme can take you

### 03 Your online learning experience

- > Lecturers with industry experience
- > Study guides and textbooks
- > Assessments
- > Online support

### 04 Take the next step

- > Process overview
- > Contact us

# The cost of your investment.

The price of the Advanced Project Management Programme is:

**R 76 800\***

Monthly: R6 400 per month x 12

Note the cost does not include:

- Cancellation fees: should a student not wish to complete the programme but request an early cancellation
- Repeat subject fees: should a student be found not yet competent on a specific module and the student applies to redo the module
- Extension fees: should a student apply for an extension of assessment which would move their assessment to the following cycle

# Recognition of Prior Learning.

Eduvos recognises the need for Recognition of Prior Learning (RPL) and this programme can be completed (in part or whole) by RPL.

Should a person wish to complete by RPL, the student can apply to be accepted at an additional cost. If the student is not yet competent on the first submission, only one second submission is allowed at a further additional cost.

\*(Excludes once-off R350 application fee)

## Prospectus Outline.

### NAVIGATION

- 01 Living your best life**
  - > Always start with "why"
  - > Summary of what you can do afterwards
- 02 What you will learn and how to apply it practically**
  - > Programme overview
  - > Programme breakdown
  - > Programme duration
  - > Programme start date
  - > Entry requirements
  - < **The cost of your investment**
  - < **Recognition of prior learning**
  - > Where this programme can take you
- 03 Your online learning experience**
  - > Lecturers with industry experience
  - > Study guides and textbooks
  - > Assessments
  - > Online support
- 04 Take the next step**
  - > Process overview
  - > Contact us

# Where this programme can take you.

On successful completion of the entire programme online, you are awarded the much-coveted Euvos Advanced Project Management Certificate.



On the path towards lifelong learning, this certificate articulates that:

Apply to **Project Management Institute (PMI)** for the **Certified Associate in Project Management (CAPM)** certification which recognises you as a qualified project manager.

- This certificate should satisfy the training requirements as part of your application
- You should be able to register at least 1000 hours of project-based work towards the certification

Apply to **Project Management South Africa (PMSA)** for the **Project Manager (PM)** designation which recognises you as a qualified project manager.

- This certificate should satisfy the training requirements as part of your application
- You should be able to register at least 1000 hours of project-based work towards the designation

## Prospectus Outline. NAVIGATION

### 01 Living your best life

- > Always start with "why"
- > Summary of what you can do afterwards

### 02 What you will learn and how to apply it practically

- > Programme overview
- > Programme breakdown
- > Programme duration
- > Programme start date
- > Entry requirements
- > The cost of your investment
- > Recognition of Prior Learning (RPL)

### < Where this programme can take you

### 03 Your online learning experience

- > Lecturers with industry experience
- > Study guides and textbooks
- > Assessments
- > Online support

### 04 Take the next step

- > Process overview
- > Contact us

# 03

## Your online learning experience

### Lecturers with industry experience.

Business education involves putting theory into practice and therefore through our exposure to multiple industries, we have assembled a world-class faculty, with exceptional industry experience for you.

Each lecturer will inspire you with their practical experience-based insights, best practices, what works, and what does not. Based on current research trends, we will share with you the best global management practices at work in emerging markets that will open avenues of exploration.

#### Prospectus Outline. NAVIGATION

- 01** Living your best life
  - > Always start with "why"
  - > Summary of what you can do afterwards
- 02** What you will learn and how to apply it practically
  - > Programme overview
  - > Programme breakdown
  - > Programme duration
  - > Programme start date
  - > Entry requirements
  - > The cost of your investment
  - > Recognition of Prior Learning (RPL)
  - > Where this programme can take you
- 03** Your online learning experience
  - < **Lecturers with industry experience**
  - > Study guides and textbooks
  - > Assessments
  - > Online support
- 04** Take the next step
  - > Process overview
  - > Contact us

# Study guides and textbooks.

- Our study guides include:
- Clear learning outcomes
  - Study materials for the specific subsection
  - Self-contained guide with all module requirements
  - Examples and case studies
  - Activities completed individually or as part of a team

All study materials and textbooks are provided at no additional charge, with 24/7 online access.

## Assessments.

You will complete an online portfolio of evidence for this programme. A portfolio of evidence is made up of a range of activities that you will do on your own time (and in the workplace) to show that you are competent in understanding the theory and practice of the module.

Assessment activities vary and may include simple answers to questions, multiple choice, short writing sections, preparation of individual presentations, group presentations, written assignments and summative assessments.

## Prospectus Outline.

### NAVIGATION

- 01 Living your best life**
  - > Always start with "why"
  - > Summary of what you can do afterwards
- 02 What you will learn and how to apply it practically**
  - > Programme overview
  - > Programme breakdown
  - > Programme duration
  - > Programme start date
  - > Entry requirements
  - > The cost of your investment
  - > Recognition of Prior Learning (RPL)
  - > Where this programme can take you
- 03 Your online learning experience**
  - > Lecturers with industry experience
  - < **Study guides and textbooks**
  - < **Assessments**
  - > Online support
- 04 Take the next step**
  - > Process overview
  - > Contact us

# Online support.

We support you by providing a Learning Coach who is there to help you reach your goals by successfully completing your programme and giving you access to an expert when so required.

The Learning Coach is your first point of contact and can be reached via email, phone call, WhatsApp or webinar.

Through our functionality that supports the asking of questions and both pro-active and reactive support we have very high completion rates on our programmes.



## Logging on

- Receive username and password
- Log onto your Eduvos Online Course
- Watch orientation videos to guide you on how to navigate the platform



## Academic support

- We provide a learning coach to support and connect with students
- The learning coach monitors the onboarding of the student
- We actively support the student to engage in the programme



## Weekly milestones

- Each week has defined topics with supporting material
- Each area builds on the next and is designed to achieve learning
- Assessments and assignments test learning
- Every element has built-in reflections that are marked



## Learning content

- Learning is structured through videos and guides
- Expert lecturers provide guidance on key topics
- Videos are approx. 5 minutes in length
- Students can watch videos as many times as required
- Guides are well-written and designed and highlight relevant learning

## Prospectus Outline.

### NAVIGATION

#### 01 Living your best life

- > Always start with "why"
- > Summary of what you can do afterwards

#### 02 What you will learn and how to apply it practically

- > Programme overview
- > Programme breakdown
- > Programme duration
- > Programme start date
- > Entry requirements
- > The cost of your investment
- > Recognition of Prior Learning (RPL)
- > Where this programme can take you

#### 03 Your online learning experience

- > Lecturers with industry experience
- > Study guides and textbooks
- > Assessments

#### < Online support

#### 04 Take the next step

- > Process overview
- > Contact us

# 04

## Take the next step

### Process overview.



## Prospectus Outline. NAVIGATION


- 01 Living your best life**
  - > Always start with "why"
  - > Summary of what you can do afterwards
- 02 What you will learn and how to apply it practically**
  - > Programme overview
  - > Programme breakdown
  - > Programme duration
  - > Programme start date
  - > Entry requirements
  - > The cost of your investment
  - > Recognition of Prior Learning (RPL)
  - > Where this programme can take you
- 03 Your online learning experience**
  - > Lecturers with industry experience
  - > Study guides and textbooks
  - > Assessments
  - > Online support
- 04 Take the next step**
  - < **Process overview**
  - > Contact us

# Your best life is waiting for you.

## Advanced Project Management Programme

Deepen your knowledge of project management theories, methodologies and practices.

Scan here to get in touch:



Connect with us using one of our social platforms.

## Prospectus Outline.

### NAVIGATION

- 01 Living your best life**
  - > Always start with "why"
  - > Summary of what you can do afterwards
- 02 What you will learn and how to apply it practically**
  - > Programme overview
  - > Programme breakdown
  - > Programme duration
  - > Programme start date
  - > Entry requirements
  - > The cost of your investment
  - > Recognition of Prior Learning (RPL)
  - > Where this programme can take you
- 03 Your online learning experience**
  - > Lecturers with industry experience
  - > Study guides and textbooks
  - > Assessments
  - > Online support
- 04 Take the next step**
  - > Process overview
  - < **Contact us**

